

Steps to Access Your TSIA2 Test Scores

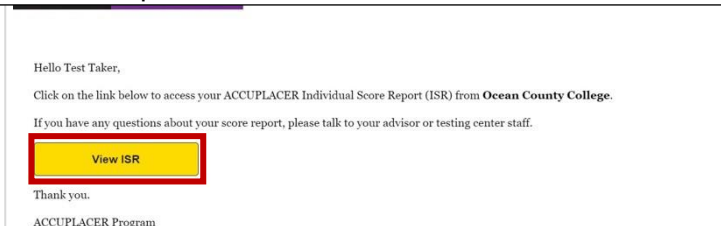
STEP 1: The ACCUPLACER Student Portal allows you to review your test scores, reprint and share your Individual Scores. Go to <https://accuplacer.org> to access the Student Portal.



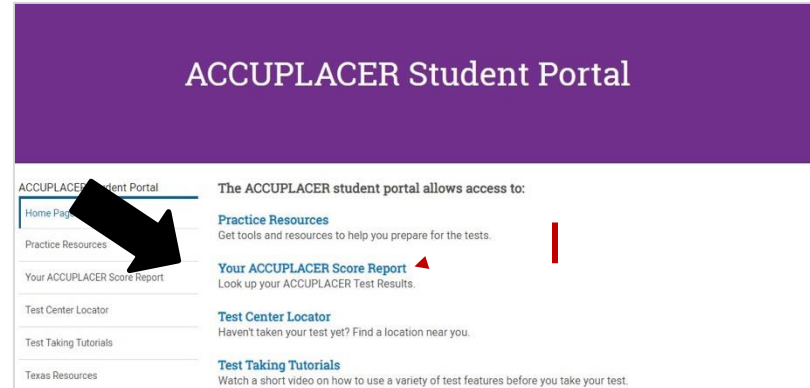
STEP 3: On the “Find Your Test Results” screen, enter the same information you did when you took your test, then select the “Search” button. When choosing your Student Institution, you will choose Keller ISD (or Tarrant County College if you tested at TCC). The ID number you use should match where you took the test (Keller ISD ID for testing at school, TCC ID number for testing at TCC).

All fields are required and refer to where you took the test.

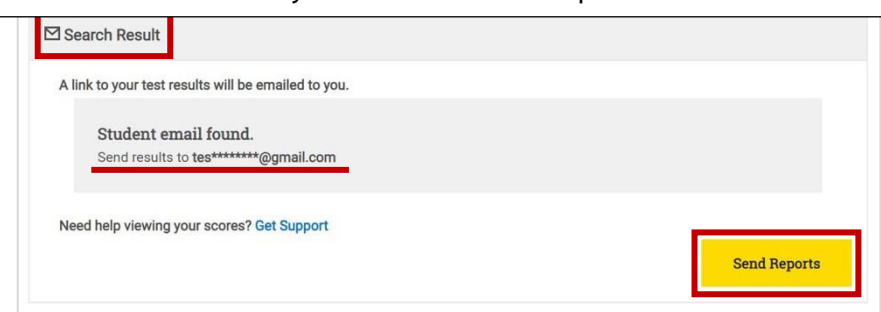
STEP 5: After you send the reports, an email with the subject “Your ACCUPLACER Test Results” will be in your inbox. If it is not in your inbox, please check your spam folder. In your email, select the “View ISR” button. Click the “Send Reports” button to receive an email with a link to your Individual Score Report.



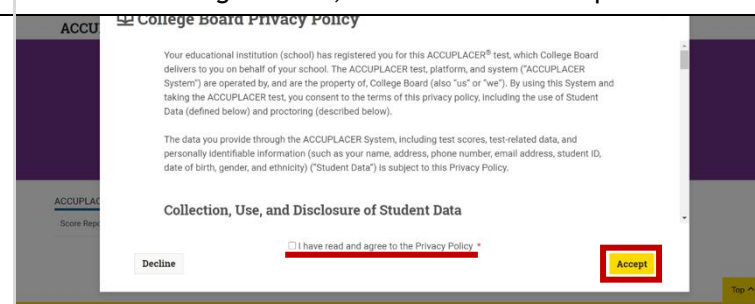
STEP 2: From the list of options, click “Your ACCUPLACER Score Report.”



STEP 4: You will see a screen confirming that your test results were found. The “Search Result” screen will show you the email address you entered when you tested. Click the “Send Reports” button to receive an email with a link to your Individual Score Report.



STEP 6: Before retrieving your ISR, you will see the Privacy Policy. Check the “I have read and agree” box, then click the “Accept” button.



Steps to Access Your TSIA2 Test Scores

STEP 7: You will see a list of all your tests sessions along with the date and your scores. If you have tested more than once, you will see an entry for each session. To view or print your ISR, select the “View Complete Report” button.

Score Reports
This is not an official copy of your score report.

Student Information
Test Taker
Student ID: Test1234
Date of Birth: 07/01/1992
Institution: Ocean County College

Latest Test Result

Arithmetic
Scores
Arithmetic : 215

Share Score Report

View Complete Report

Exnum: 36697147 Test Completed: 12/08/2020

STEP 9: To send your scores to other institutions, select the “Share Score Report” button.

Score Reports
This is not an official copy of your score report.

Student Information
Test Taker
Student ID: Test1234
Date of Birth: 07/01/1992
Institution: Ocean County College

Latest Test Result

Arithmetic
Scores
Arithmetic : 215

Share Score Report

View Complete Report

Exnum: 36697147 Test Completed: 12/08/2020

STEP 8: Your ISR will then be visible to save or print. Below is an example.

CollegeBoard ACCUPLACER

Student Name: Test Taker
Student ID: Test1234
Supplemental Student ID: N/A

Individual Score Report

Date of Birth: 07/01/1992	Major/Program Name: General	Site Name: Ocean County College Main Campus
Date of Testing: 12/08/2020	Administered By: M.P.	Voucher Number: PN-FT256816

Message from the Institution
Placement into English and Math classes may be changed at the discretion of Faculty.

Time Record

Test Session Name	Test Session Date	Test Time
12-08-2020 11:42 AM EST	12-08-2020 11:46 AM EST	00h:04min:30s

Individual Test Time on ISR

Test Name	Test Session Name	Test Session Date	Test Time
Arithmetic	12-08-2020 11:42 AM EST	12-08-2020 11:46 AM EST	00h:04min:30s

Test Results

Test Name	Score
Arithmetic	215

STEP 10: On the “Share Individual Score Report” window, use the Institutions dropdown menu to choose up to 3 institutions to send your scores to, then click the “Submit” button. If you wish to send your scores to additional institutions, complete the process again. Note: Not all institutions accept scores for tests taken at another school; only schools listed in the drop-down menu have agreed to receive scores through the Student Score Share function in the Student Portal.

Share Individual Score Report

You may select a maximum of three institutions at a time.

* Institution(s)

Austin Community College -

Follow up with each institution to confirm your scores were received.

Submit

Exnum: 36697147 Test Completed: 12/08/2020

View Complete Report

Previous Test Results